

ELITE DANCE STUDIO

May Newsletter


MAY BIRTHDAYS

Happy Birthday to all our May dancers. Make sure to stop by the office for your birthday treat. We love celebrating you!

SUMMER DANCE


Registration is open now! Check out the new classes that have been added.

1ST SUMMER SESSION



HELLO KITTY BALLERINAS
June 10-13 & June 17-20

2ND SUMMER SESSION



WALTZING WITH WONKA
July 8-11 & July 15-18

3RD SUMMER SESSION



SPECTACULAR SQUISHMALLOW
July 29-August 1 & August 5-8

SOCIAL MEDIA

Follow us on social media to stay up to date on our studio activities and events.

FREE RECITAL TICKETS

Leave us a kind Google review and we will pick a winner for TWO FREE ORCHESTRA SEATS for our recital in a drawing. Watch for posts about the contest on our social media accounts.



MARK YOUR CALENDAR

MAY 1ST: RECITAL TICKETS GO ON SALE

Recital tickets go on sale through [Tututix Performance Ticketing](#) on Wednesday, May 1st. You will need a separate ticket for each show. ALL FLOOR TICKETS are reserved seating; BALCONY SEATS are first come, first serve. Show order is attached in this newsletter.

MAY 6TH - 9TH: TEACHER APPRECIATION WEEK

Don't forget to let your teacher know you appreciate him or her.

MAY 7TH - 8TH: SILKS SHOWCASE

All silks classes will be performing for their friends and family during the last 30-minutes of their class times. We will need the first 30 minutes to warm up, so please wait outside or in your cars. Bring your cameras and be prepared to watch some pretty cool things your talented kids can do. Students need to wear all black, form fitting clothes, must have their hair pulled back.

MAY 6TH-9TH: ACRO TESTING

Please wear all black. You will not be able to test if you are not in all black with your hair pulled back. Acro scores will be added points on judging sheets if you are auditioning for a company placement again this year.

MAY 14TH -17TH: PICTURE WEEK

All dancers need to [PRE-REGISTER ONLINE](#) before pictures! Picture info was emailed out, is on the website, and is attached in this newsletter. If you need help, [WATCH THIS VIDEO](#).

MAY 17TH: ICE CREAM PARTY

If you have flat splits (right or left), the Studio will email you an invitation to attend our "Banana Splits" party on Friday, May 17th at 3:00 p.m. Company members must have RIGHT, LEFT, AND CENTER SPLITS! All other dancers including petite, mini, and junior company members can have one or the other.



This was originally Thursday, May 2nd but has been rescheduled.

MAY 18TH : DRESS REHEARSAL

- Show 1 Dancers Dress Rehearsal: 9:30-11 a.m.
- Show 2 dancers Dress Rehearsal: 11 a.m.-12:30 p.m.

We will run through the whole show top to bottom. Parents can sit and wait. Please be on time to drop off and pick up your dancers. Children's classes, 3–5-year-olds, WILL NOT come to dress rehearsal. Kindergarten and up come to dress rehearsal.

THIS IS FULL COSTUME AND HAIR. MAKEUP FOR DRESS REHEARSAL IS OPTIONAL. DANCERS THAT DON'T ATTEND DRESS REHEARSAL CANNOT PERFORM IN THE RECITAL. DRESS REHEARSAL IS MANDATORY!

MAY 18TH: "PUMP UP THE JAM" RECITAL

There are two shows (2 p.m. and 5 p.m.) at Churchill Jr. High.

- Show 1: Dancers Arrive at 1:30 p.m. | Show Starts at 2 p.m.
- Show 2: Dancers Arrive at 4:30 p.m. | Show Starts at 5 p.m.

Note: Children's classes dancers will be called up to the stage when it is their time to perform. They will be picked up on stage when they are done. We will not have dressing rooms for these littles this year.

MAY CLASSES

Regular dance classes will continue through May 18th, recital day.




RECITAL READY

RECITAL PACKET

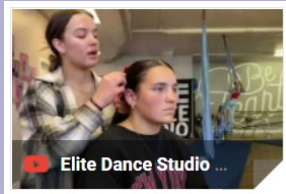
Have you read through the attached recital packet? This was emailed out last month, is on the website, and is attached to this email. It answers all questions from times, dress rehearsal, pictures, tickets, and more. Check out the [recital information page](#) for tutorials, music, etc. Please review video tutorials on how to do performance hair and makeup.

LET'S GET READY!

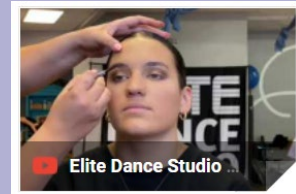
BUN



PONYTAIL



MAKEUP



THEATRE ETIQUETTE

Please don't get up and down during the show. If you need to leave, please do it during a break. NO FLASH PHOTOGRAPHY. NO STANDING. NO BABIES. Remember, we record and photograph the show for you, so sit back and relax.



RECITAL ORDER

Show 1

1. "Behind The Curtain" - Justin & Allie
2. Level 2 Ballet (Tues 4 pm) - Sadie
3. Level 4-5 Hip Hop (Thrs 5 pm) -Abbie
4. K-1 Jazz & Tumble (Tues 4 pm) - Em/Jadi
5. Firecrackers HH Company "Going to Miami" - Maria
6. Premier Company "Dirty Filthy" - Alix
7. Teen Hip Hop (Thrs 7 pm) - Abbie
8. "Cringe" - Alix
9. Jr. Company "Never Grow Up"- Demi
10. Petite Company "Work" - Alisa
11. "Forever in Blue Jeans" - Alix
12. Graduating Sr. Soloist - Lauren Reynolds
13. Teen Company "Boogie Shoes" - Jadi & Whitney
14. K-1 Ballet & Tap (Tues 5 pm) - Liz
15. Teen Jazz (Thrs 5 pm) - Maria
16. Sr. Company "War Song" - Jorie
17. Itty Bitty Rockers HH Company "Lips" - Demi
18. Level 4-5 Jazz (Wed 6 pm) - Jadi
19. Elite Company "Mon Cher" - Jorie
20. Teen Crew HH "Here I Come" - Maria
21. Level 2 Jazz (Tues 5 pm) - Alix
22. Jr. Elite Company "Iconic" - Justin
23. Teen Ballet (Thrs 6 pm) - Liz
24. All Star HH Company "Fancy Feet" - Shannon
25. Level 1-2 Hip Hop (Wed 5 pm) Em/Jadi
26. Mini Elite Company "Shooting Star" - Demi
27. Level 4-5 Ballet (Wed 6) - Katie
28. Elite Elevated "Seven Nation Army" Justin & Team
29. K-1 Jazz / Hip Hop (Wed 5 pm) - Demi
30. Elite Dance Production "Gaga" -Shannon, Justin & Bella

Show 2

1. Xtreme HH Company "Please Hold" - Shannon
2. Mini Elite Company "Crush" - Alix
3. Level 3 Ballet (Tues 6 pm) - Liz
4. 3-5 Year Jazz & Hip Hop "Ladybugs" (Tues 6 pm)
5. Elite Company "Love Lockdown" - Whitney & Alix
6. Graduating Sr. Soloist - Ellie Davis
7. Level 5 Ballet (Tues 6 pm) - Sadie
8. Level 3-4 HH (Wed 6 pm) - Maria
9. Jr. Elite Company "Not So Soon" - Alix
10. Petite Ballet - Allie
11. "Oops" - Syd & Matt Delly
12. Teen Company "Tele-Mis-Communication" - Jorie
13. Level 1 Jazz (Tues 5:00) - Em/Jadi
14. "Spider" - Jorie
15. Hippity Hoppers 8+ (Thrs 4 pm) - Abbie
16. "Hope" - Whitney & Alix
17. 3-5 Year Ballet "Little Leapers" (Thrs 5 pm) - Liz
18. Jr. Company "Teen Beach" - Jadi
19. Sr. Company "Sleepwalking" - Whitney & Alix
20. Level 1 Ballet/ Tap (Tues 4 pm) - Liz
21. Ballet Ensemble "World at Large" - Arri
22. Prestige HH Co "Princess" - Shannon
23. Level 3 Jazz (Tues 6 pm) -Alisa
24. Premier Company "The Promise" -Justin
25. Level 5 Jazz (Tues 6 pm) -Alix
26. 3-5 Year Tap "Little Leapers" (Thrs 5 pm) - Liz
27. Hot Shots HH Company "Kicks" - Demi
28. Elite Dance Production "Gaga" - Shannon, Justin & Bella

EDS COMPANY INFORMATION

COMPANY

If you are interested in trying out for one of our companies, below are some classes you can try to get a feel of what we do. These are FREE, and we'd love to see you!

COMPANY AUDITIONS

All info regarding our [company auditions](#) is on our website.

MONDAY, MAY 20TH

HIP HOP AUDITIONS

- Ages 6-8: 4:30-5:30 p.m.
- Ages 9-12: 5:30-7:00 p.m.
- Ages 13+: 7:00-8:30 p.m.

TUESDAY, MAY 21ST

DANCE COMPANY AUDITIONS

- Ages 6-8: 4:30-5:30 p.m.
- Ages 9-12: 5:30-7:00 p.m.
- Ages 13+: 7:00-8:30 p.m.

WEDNESDAY, MAY 22ND

DANCE COMPANY AUDITIONS AGES 3-5 & ALL AGES CALL BACKS

- Ages 3-5:
Parents Meeting 4:00-4:30 p.m.
Auditions 4:30-5:30 p.m.
- Call Backs: 4:30-8:30 p.m.
by invite only

**INTERESTED IN COMPANY?
COME TRY A COMPANY CLASS!**

MON MAY 6TH:
4:00 ADV Ballet 15yr+
5:00 Mini Acro 7-9yr
5:00 INT/ADV Jazz 12-15yr
6:00 ACRO 9-12yr
8:00 JUMPS 9yr+

TUES MAY 7TH:
6:00 INT/ADV Jazz 10yr+
6:00 ADV Acro 10yr+
7:00 INT/ADV Ballet 14yr+
8:00 INT Ballet 9+
8:00 ADV Jazz 15yr+

WED MAY 8TH:
4:00 Ballet 9yr+
4:00 Jazz 6-9yr
5:00 Ballet 6-9yr
5:00 Jazz 9yr+

Elite Dance Studio

801.277.6596

E-mail | www.elitedanceslc.com

Office Hours Are Monday-Thursday from 4-8



ELITE DANCE STUDIO

Recital Packet 2024-*"Pump up the Jam"*

1/ General Recital/Concert Information

Participating in a recital or concert is a thrilling and confidence-boosting aspect of our training program. It allows our students to experience the theater, teamwork, and the thrill of showcasing their talents in a professional setting. It is a joy to watch them learn and grow throughout rehearsals and to see their hard work pay off on stage. Recitals and concerts provide a platform for students to share their achievements with loved ones, fostering a sense of pride and support. We strive to create a welcoming and enjoyable environment for all students to have the opportunity to shine on stage.

If there is any reason why your child will not be able to perform at the concert on the dates and times provided in this handbook, please let us know so we can make amendments to the class routines involving them. In terms of attendance, it is very important that students do not miss any of their scheduled classes between now and recital/concert time so they can spend their rehearsal time together to perform their routines, feel confident and look amazing. If your child is sick for class but well enough to come and watch, this is preferable to missing out altogether. If for any reason your child will miss any of their regular classes after April 1st, we ask that you contact the office by phone call /text or email to let us know in advance.

Practice at home. All recital music for each class has been uploaded on the website. Don't forget to fill out your Gumball Machine Practice sheet. Not sure what a Gumball Practice Sheet is? Visit our website for all recital information, click the "recital information" link.

2/Presentation

Our recital will take place at Churchill Junior High. We kindly request that babies and young children remain at home for the event.

CHILDREN'S CLASSES: Dancers in the 3-5 year-old class, please read.

- **First Half of Show**

If your dancer is in the first 15 numbers of the show, they will come backstage at shows assigned arrival time (listed below). After your dancer finishes their routines, we will call mom/dad up to grab their dancer from the stage, and your dancer can sit with you for the rest of the recital. We will welcome dancers backstage for the finale.

- **Second Half of Show**

At the halfway mark, we will call for the second half of the show's little performers to come backstage.

3/Concert Times & Location

In order for us to give all students as much stage-time as possible, and to also have shorter shows for parents, we have divided our classes into two separate concerts. We know that our dancers love to perform their routines and show off their hard work. We have divided these shows up by numbers of kids in each class to accommodate audience numbers to stay within regulations. We made an effort to accommodate families and children together, but we understand that this may not be the ideal arrangement for everyone. We appreciate your understanding and patience.

- **Show 1:** Dancers Arrive at 1:30 p.m. | Show Starts at 2:00 p.m.
- **Show 2:** Dancers Arrive at 4:30 p.m. | Show Starts at 5:00 p.m.

WE WILL START EACH SHOW ON THE HOUR. Each show will be around 1.5-2 hours. Audience members will be required to exit the auditorium between each show. Show orders will be e-mailed out in the May newsletter. The show lineup has been finalized and will not be altered. If you or your dancers are participating in multiple show, please note that separate tickets must be purchased for each show you plan to attend.

4/Dress Rehearsal

At Elite Dance Studio, dress and technical rehearsals play a crucial role in preparing for our recital/concert. Dancers who do not attend the recital will not be able to perform in the shows. These rehearsals provide an opportunity for us to see how the costumes complement the dances your children have been diligently working on throughout the year. It allows us to make any necessary adjustments and ensure that everyone has ample time to prepare between their performances.

Moreover, these rehearsals offer our show's stars a chance to practice on the big stage, a setting that differs significantly from the normal studio environment. It helps them overcome stage nerves and adequately prepare for the upcoming show under the bright lights.

Dress Rehearsal: Saturday, May 18th at Churchill Jr. High in the Auditorium.

Show 1 Dress Rehearsal: 9:30a.m-11:00 a.m.

Show 2 Dress Rehearsal: 11:00a.m.-12:30 p.m.

****Dancers must arrive in costumes with performance-ready hair (makeup is optional). Please note that parents and observers are not allowed at our rehearsal. Dancers may bring one bag if they have costume changes. Attendance is mandatory for dancers in K-1st and above. Children's classes (ages 3-5) and company routines are exempt from attending dress rehearsal.*

5/ Picture Week

To protect copyright and ensure child safety, photography or videography is not permitted during picture sessions. Kindly respect the photographer's guidelines, which includes refraining from the use of cell phones for capturing images.

PICTURES WILL TAKE PLACE AT ELITE DANCE STUDIO DURING CLASSES THE WEEK OF MAY 15TH

Performers are required to come fully dressed in costumes with hair and makeup done, just as they would for a performance. Please note that hair and makeup cannot be done at the Studio. This will serve as a pre-inspection before our dress rehearsal, so please ensure you look your best. Even if you do not intend to purchase pictures, all dancers must attend to check off costumes and makeup during class. Please be aware that due to time constraints, only one individual and one group photo will be taken per dance group. If you have not prepaid for pictures, a solo photo will not be taken. Parents are not permitted to enter the Studio and are asked not to gather outside; please wait in your cars or away from the Studio doors and sidewalks.

A picture order form and picture times will be emailed separately, these will also be uploaded on our website.

6/ Tickets

Tickets for our recital will go on sale to the public on **Wednesday, May 1st** and can be purchased online. Watch for an email about how to buy your tickets. We will be using a recital ticketing company to make things easier for all! To ensure our dancers get to perform and show off their hard work to a full audience, we have kept ticket prices low. Tickets bought in advance range from \$15-20. Tickets at the door will be \$25. (There is no limit on the number of tickets you may buy.)

All attendees need their own seat. We request that babies and young children remain at home for the event.

7/ Costumes

Everyone should have received their recital costumes. Make sure they are steamed and in new condition for pictures, dress rehearsal, and recital.

8/ Shoes & Tights

If you need to purchase accessories, the Studio office has all needed equipment. Make sure you get them in advance, so we don't run out. Remember that tights take the place of underwear, and all tights need to be purchased at the Studio, so they are the same color. *The Accessory List for all performing classes is attached and was also emailed out in your March newsletter. This can also be found on our website at www.elitedanceslc.com*

9/ Recital T-shirts

Recital t-shirts have been sent home with dancers.

10/ Grooming: Hair, Makeup & Bag Inspection List

PRE-SCHOOLERS: See *Stage Makeup for Young Dancers*. Makeup for this group is foundation, pink blush and eyeshadow, mascara (if they will let you), and pink or red lipstick. Hair will be slicked back bun on the back of the head.

Stage Makeup for Young Dancers

- Always apply makeup after your hair is done and while you are wearing a shirt that is easy to take off...button up, wide neck, etc.
- Start by applying foundation all over your face, eyelids, neck, and lips.
- Next, apply eye shadow on the eyelid. Use a brown color that can be seen from stage under the bright lights.
- Then put the black eyeliner above the upper eyelid to define the shape of the eye.
- Next, apply black mascara to the top and bottom lashes.
- After your eyes are done, apply your blush staying close to the cheekbone, but blending well.
- Once you get to the performance, you will apply your lip liner and lipstick. Start by applying a dark red/pink lip liner to the outside of your lips then color in the middle of your lips. Last, apply your lipstick that is the same color as the liner. Check out our red glitter lips at

MIDDLE/PRIMARY SCHOOL STUDENTS: See *Stage Makeup for 6+*. Hair for this group is a bun on the back of the head, and hair must be neatly slicked with gel and hairspray. Please no flyaways. Part should be on their natural part. Make up for this group is foundation, blush, eyeshadow, mascara, eyeliner, and dark pink or red lipstick.

Stage Makeup for 6+

Stage makeup is very tricky for most people. It layers thick (it seems too thick when it's going on), and it looks very garish. Many people don't put it on thick enough. Even if it looks very dark while it's being done, it still may fade under the bright stage lights.

- Foundation goes on first. Foundation is a thick, heavy cream and should be a little bit darker than skin tone. Two colors can be blended (the lighter one going on first) if there's no color that's appropriate. Darker, but not excessively dark, is always better. Start the foundation at the forehead and blend up to the hairline. Then cover the rest of the face, including ears, eyelids, and the neck (front and back) is sometimes done, but this is messy.
- After the foundation, apply blush. Choose a rosy color and streak it over the cheekbone. Blend down and up, about halfway down the cheek. Blush should be dark enough to be seen from the stage under all the lights.
- Next, apply eye makeup. This is the most complicated part. First, a very white highlighter is used along the brow bone (right underneath the eyebrow) and under the eye. This should be well blended, so there are no white streaks, but the area is lightened. Now, apply a color that's a little darker than skin tone and brush it over the eye just above the eyelid, but below the brow bone. Over this, an even darker color is put along the top of the eyelid

and blended downwards. It also acts as eyeliner, but only on the top of the eye. After all the eyeshadow is done, add brown mascara on the top and bottom lashes.

- Lipstick is simple. Lip liner should go on first and should fill in the entire upper and lower lip. Lipstick should fill in the lips completely and be dark enough to be seen from the stage. Up close, it should look garish and unrealistic, like Halloween wax lips.
- Lastly, loose powder is dusted over the face. Dip a large brush into a jar of the powder, and then tap/shake it to get most of the powder off. Not doing so will result in a large white streak over the makeup that's just been done and will ruin it. The purpose of this powder is to secure the makeup in place and make it less likely to run when the dancer sweats on stage. • Don't forget glitter! No glitter at the venue. Please apply glitter before you arrive.

BAG INSPECTION LIST

Below is a list of things you should have in your bag for the performance. You can get these on Amazon, through us at the office, or at the grocery store.

Makeup

1. Foundation to Match Skin Tone
2. Blush
3. Black Eyeliner
4. Eyeshadow
5. Red Lipstick
6. Mirror
7. Facial Wipes for Makeup Removal
8. Makeup Brushes, Applicators, Sharpeners, and Other Application Tools

Hair

1. Spray Bottle
2. Super Hold Gel
3. Bristle Brush and Comb
4. Hair Elastics (Must Match Hair Color)
5. Bobby Pins (1 Pack of Big/1 Pack of Small)
6. Hair Spray
7. Hair Accessories for Costumes

PUT YOUR NAMES ON EVERYTHING! USE WHITE MEDICAL TAPE AND SHARPIE MARKER. ALWAYS CHECK YOUR BAGS/COSTUMES THREE TIMES.

11/ Recital/Concert Procedures

As always, the safety of our dance family is our #1 priority.

Only Elite Dance Studio staff and registered parent helpers are permitted backstage. We are unable to run messages or food to students, so please make sure they have everything before they come backstage for the recital/concert.

Please try not to bring anything valuable, especially electronic devices. Mobile phones are not to be taken backstage or in the changing areas during the concert. Our Studio and the venue do not assume responsibility if an item is damaged, misplaced, lost, or stolen.

Please arrive ready in costume with hair and makeup done. There is not much room in our dressing rooms at this venue, and no makeup, glitter, or hair products are allowed inside the venue.

12/ What to Bring

Dancers need to come completely ready to perform. Please wear your costume under your studio recital shirt. If you have a costume change, you may bring it on a hanger or in a small, clearly labeled sling bag. We have costume bags for sale. No large bags allowed in the venue. no makeup, glitter, or hair products are allowed inside the venue. **Put your name on everything.**

FOOD AND DRINK

Costumes are easily ruined by food and drink stains. We are keeping each recital group short and sweet, so no snacks are necessary. Water bottles clearly marked with your name and a lid are fine.

13/ Videos/Photographs

We have enlisted professional photographers and videographers to capture these special moments for you. As part of your recital package this year, you will receive a complimentary digital videos and photo downloads of each class from the recital day. These will typically be available within 6-8 weeks after the show and will be sent via email as well as posted on our website.

While private videography and photography are not forbidden, we have professionals on hand to provide these services during the recitals. This allows you to relax and fully enjoy the show without worrying about capturing the moment. Please refrain from standing or obstructing the view of others by taking pictures or videos. It is important to keep the aisle clear in accordance with fire safety regulations. Additionally, flash photography is not permitted as it can be disruptive and dangerous to the dancers on stage. Thank you for your cooperation.

LET'S HAVE A GREAT SHOW!

Elite Dance Studio Picture Week

Tues, May 14 - Fri, May 17			
CHECK IN	START TIME	GROUP ROUTINE	OUTFIT
Tues, May 14			
3:50 pm	4:00 pm	001 Level 2 Ballet/Jazz (Tues 4:00-6:00)	Navy
4:05 pm	4:15 pm	002 Level 1 Ballet/Jazz (Tues 4:00-6:00)	Pink/Blue
4:25 pm	4:35 pm	003 K-1 Jazz Tumble (Tues 4:00)	Pink
4:40 pm	4:50 pm	004 Level 2 Ballet/Jazz (Tues 4:00-6:00)	Pink
4:55 pm	5:05 pm	005 Level 1 Ballet/Jazz (Tues 4:00-6:00)	Pink/Rainbow
5:15 pm	5:25 pm	006 K-1 Ballet/Jazz (Tues 5:00)	Pink
5:35 pm	5:45 pm	007 Level 3 Ballet/Jazz (6:00-8:00)	Blue
5:55 pm	6:05 pm	008 3-5 Year Jazz/Hip Hop (Wed 6:00)	Yellow/Blue
	6:20 pm	BREAK	
6:30 pm	6:40 pm	009 Level 3 Ballet/Jazz (6:00-8:00)	Purple
6:50 pm	7:00 pm	010 CO JR ELITE Blue Jeans	Denim
7:10 pm	7:20 pm	011 CO Oops	Turquoise
7:45 pm	7:55 pm	012 CO JR ELITE Not So Soon	Pink
8:00 pm	8:10 pm	013 CO Hope	Black
8:15 pm	8:25 pm	014 CO JR ELITE Iconic	Metalic
8:30 pm	8:40 pm	015 CO Cringe	Blue
Wed, May 15			
3:50 pm	4:00 pm	016 Petite CO HH Itty Bitty Rockers (Wed 4:00)	White/Pink/Purple
4:10 pm	4:20 pm	017 Petite CO "Work" (Mon 4:00)	Blue
4:30 pm	4:40 pm	018 CO Mini Elite "Crush" (Mon 6:00)	Pink
4:45 pm	4:55 pm	019 K-1 Jazz & Hip Hop (Wed 5:00)	Red
5:00 pm	5:10 pm	020 CO Mini Elite "Shooting Star" (Mon 4:00)	Pink
5:20 pm	5:30 pm	021 Level 1-2 Hip Hop (Wed 5:00)	Purple/Silver
5:45 pm	5:55 pm	022 CO Hot Shots Hip Hop (Wed 6:00)	Multi Color
	6:20 pm	BREAK	
6:25 pm	6:35 pm	023 Level 3/4 Hip Hop (Wed 6:00)	Blue
6:40 pm	6:50 pm	024 Level 4/5 Ballet/Jazz (Wed 6:00-8:00) - Pink	Pink
6:55 pm	7:05 pm	025 Jr CO "Never Grow Up" (Mon 5:00)	Blue
7:20 pm	7:30 pm	026 Level 4/5 Ballet/Jazz (Wed 6:00-8:00) - Lime	Lime
7:35 pm	7:45 pm	027 Jr CO "Falling For You" (Mon 7:00)	Red
8:00 pm	8:10 pm	028 Silks (Tues 7:00-9:00)	NA
8:40 pm	8:50 pm	029 Silks (Wed 7:00- 9:00)	NA
Thur, May 16			
4:20 pm	4:30 pm	030 Ballet Ensemble	White
4:35 pm	4:45 pm	031 Hippy Hopper (Thr 4:00)	Purple/White
4:55 pm	5:05 pm	032 Teen Jazz (Thr 5:00)	Metalic
5:20 pm	5:30 pm	033 Level 4-5 Hip Hop (Thr 5:00)	Pink/Black
5:40 pm	5:50 pm	034 3-5 Year "Little Leapers" (Thr 5:00)	Pink
6:00 pm	6:10 pm	035 CO FireCracker Hip Hop (Thr 6:00)	Purple/White
	6:30 pm	BREAK	
6:40 pm	6:50 pm	036 Teen Ballet (Thr 6:00)	Brown/White
7:05 pm	7:15 pm	037 CO Teen "We Don't Talk Anymore"	Green
7:25 pm	7:35 pm	038 Teen Hip Hop (Thr 7:00)	Red/Black
7:45 pm	7:55 pm	039 CO Teen "Boogie Shoes"	Black/White
8:05 pm	8:15 pm	040 CO Teen Crew Hip Hop (Thr 8:00)	White
Fri, May 17			
3:50 pm	4:00 pm	041 CO Premier "The Promise"	Lavender/Black
4:10 pm	4:20 pm	042 CO SR "War Song"	Orange
4:25 pm	4:35 pm	043 CO Extreme Hip Hop	Orange
4:45 pm	4:55 pm	044 CO Premier "Dirty Filthy"	Black
5:05 pm	5:15 pm	045 CO Elite "Mon Cher"	Black/Red
	5:35 pm	BREAK	
5:45 pm	5:55 pm	046 CO SR "Sleepwalking"	Green
6:00 pm	6:10 pm	047 CO All Star Hip Hop	Black/Green/Orange
6:20 pm	6:30 pm	048 CO "Behind the Curtian"	Black
6:45 pm	6:55 pm	049 CO "Elevated"	Black/Purple
7:05 pm	7:15 pm	050 Spider	Black/Silver unitard
7:25 pm	7:35 pm	051 Princess	Tie Dye Sweats/Top

PACKAGES

All pre-ordered images include the digital download plus a print credit to apply to prints of your choice after picture day.



5 Image Package: \$75

- 5 Images
- All Groups
- Digital Download
- \$30 print credit



3 Image Package: \$45

- 3 Images
- Digital Download
- \$15 print credit



1 Image: \$25

- 1 Image
- Digital Download
- \$5 print credit



PARTICIPATION ONLY

- Please attend for group photo
- No Individuals will be taken

PRINT OPTIONS

You can apply your print credit to exact print products you want through your private gallery after picture day.



\$5



\$5



\$5



\$10



\$25



\$10



8x10 Custom Collage

\$15



11x14 Custom Collage

\$30



\$25



\$25